

### KEY FEATURES

- Designed for hazardous location use
- Thermal separation of LED and power supply allows max ambient temperatures of up to +50°C
- Field serviceable light engines, power supply, and components to extend system life
- Wide range of optical distribution patterns for superior lighting quality
- Approved for through-wiring of several units on a single circuit
- Built-in junction area for simplified termination
- 8 mounting options for installation flexibility



LC21CA19098-1X

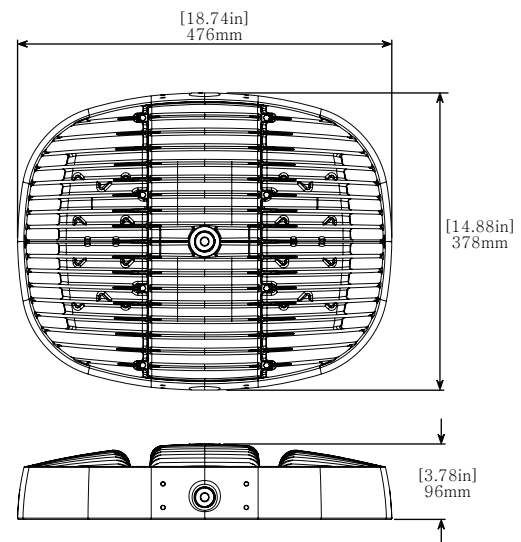


### TECHNICAL SPECIFICATIONS / MAXIMUM RATINGS

HOUSING	Copper Free Aluminium and Polycarbonate Lens
MOUNTING	See Pages 2 and 3 for MOUNTING OPTIONS
INPUT VOLTAGE	AC: 120-277 VAC   HV: 347-480VAC (50/60Hz)
POWER (TYP)	<b>XR8:</b> WC Flood 47W <b>XR10:</b> WC Flood 55W <b>XR15:</b> WC Flood 84W <b>XR20:</b> WC Flood 141W
CONNECTIONS	3x 3/4" NPT Entries
DIMMING	0-10V Dimmable, Class 1 wiring   See CHART on Page 2
TEMPERATURE RANGE	-50°C to +50°C
CERTIFICATIONS	Conforms to: CSA C22.2 NO. 60079-0:19, CSA-C22.2 NO. 60079-31:15, CSA-C22.2 No. 250.13:20, CSA-C22.2 No. 250.0:18 Ex tb IIIC Db T92°C -50°C <Ta< +50°C Zone 21
INGRESS PROTECTION	IP66 Suitable for wet locations. Marine outside type (salt waater).
COLOUR TEMP RANGE	50: 5000K   Special Order: 2700-6500K
CRI VALUE (MIN)	50: 70
TOTAL LUMENS	See CHART on Page 2
LUMEN MAINTENANCE	LM-80 > 100,000 hrs
WEIGHT	8.1 kg   17.8 lbs

\* The ambient temperature during lifetime, lumen and chromaticity determination is 25°C ± 1°C.

### DIMENSIONS

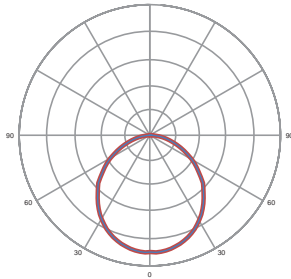


### WARRANTY

Five (5) year limited warranty to the original purchaser. The warranty covers defects in materials and workmanship under normal use and service.

For additional information see:  
<https://nemalux.com/legal>

### OPTIC OPTIONS



WC - Wide Beam (No Optics)

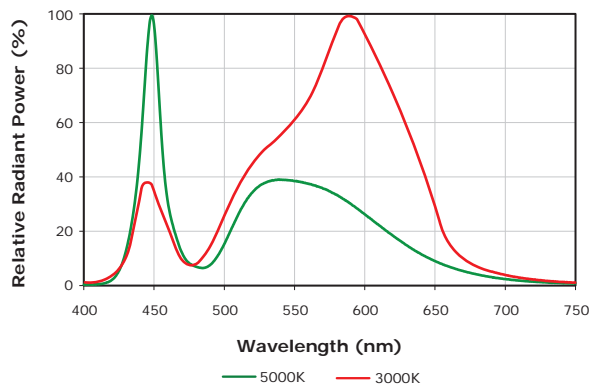
#### AC MODELS (5000K CCT, minimum 70CRI)

MODEL	LUMENS	WATTS	LUMENS/WATT
XR8	7093	47	148
XR10	8267	55	150
XR15	12866	84	153
XR20	20550	143	144

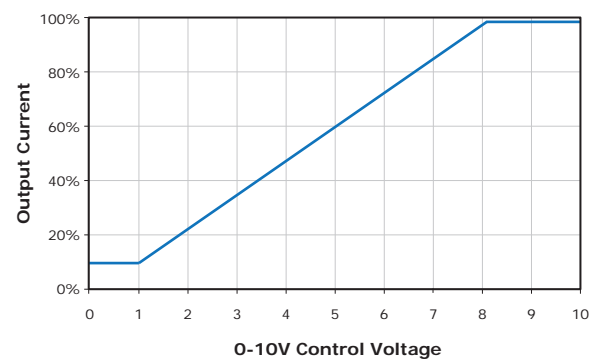
#### HV MODELS (5000K CCT, minimum 70CRI)

MODEL	LUMENS	WATTS	LUMENS/WATT
XR8	7093	49	145
XR10	8267	58	143
XR15	12866	91	141
XR20	20550	148	139

### PHOTOMETRICS



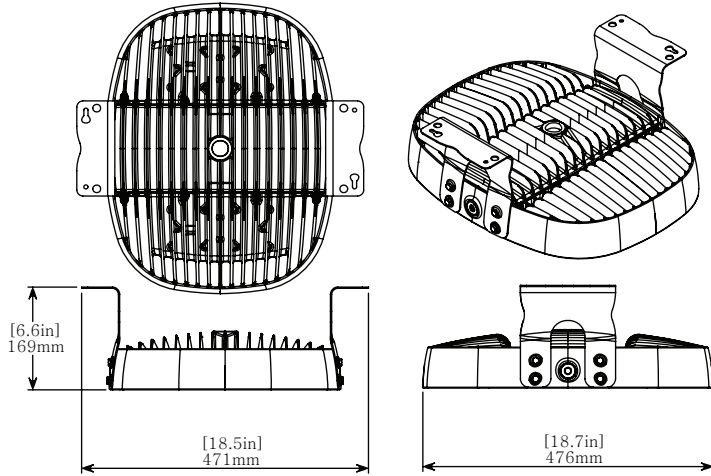
### DIMMING



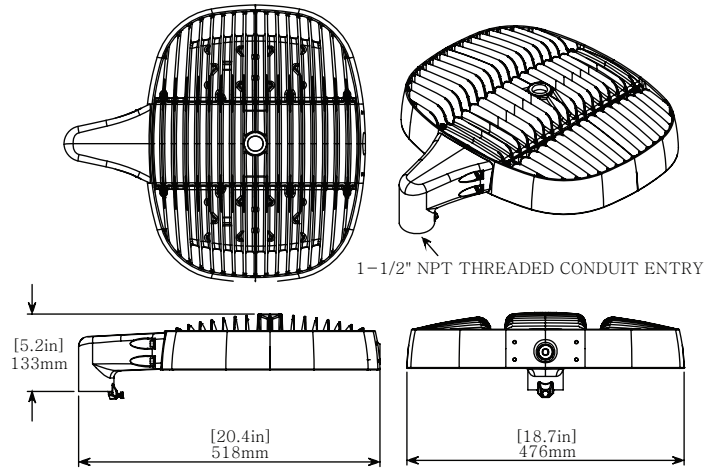
- Driver will source a maximum of 200uA for control needs
- Controller must sink current from the 0-10V control leads

### MOUNTING OPTIONS (Ordered Separately)

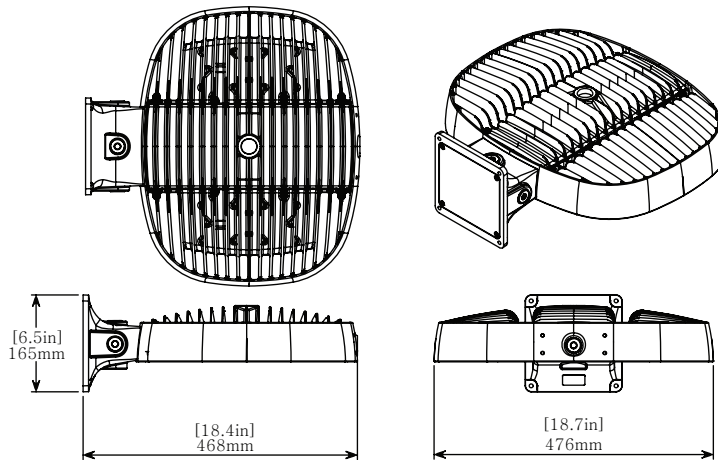
**SURFACE/SUSPENDED MOUNT (XR-SM) : 8.5 kg | 18.7 lbs**



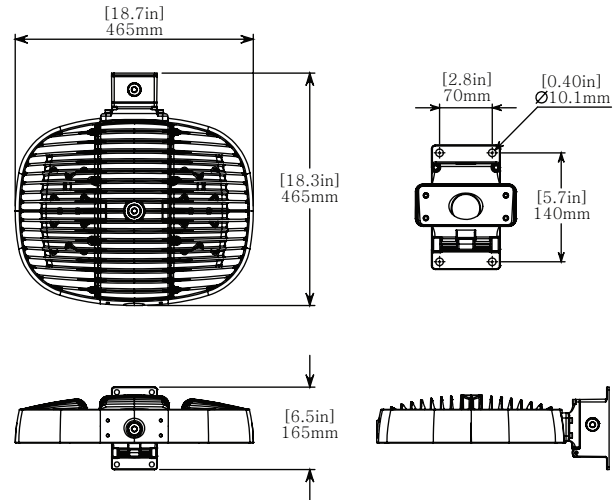
**POLE MOUNT (XR-PM) : 8.6 kg | 18.9 lbs | EPA: 0.05 m<sup>2</sup> / 0.49 ft<sup>2</sup>**



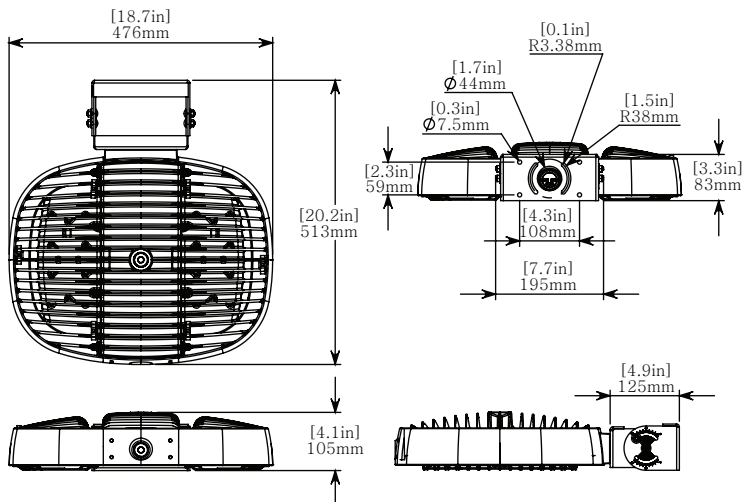
**WALL MOUNT (XR-WM) : 9.5 kg | 20.8 lbs**



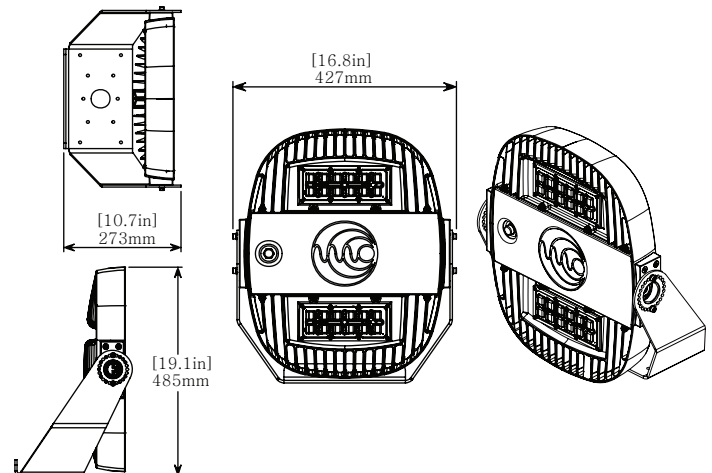
**WALL MOUNT 2 (XR-WM2) : 9.3 kg | 20.3 lbs**



**YOKE MOUNT (XR-YM) : 8.7 kg | 21.4 lbs | EPA: 0.17 m<sup>2</sup> / 1.80 ft<sup>2</sup>**

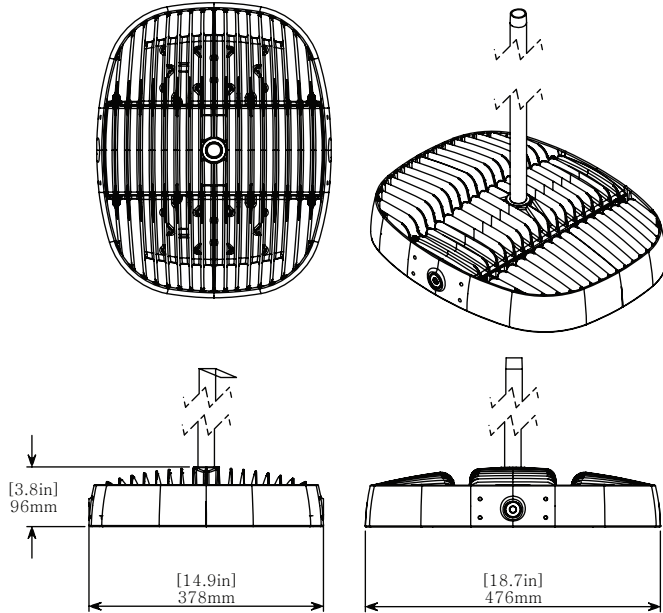


**HIGH VIBRATION YOKE (XR-YK) : 12.9 kg | 28.3 lbs | EPA: 0.23 m<sup>2</sup> / 2.43 ft<sup>2</sup>**

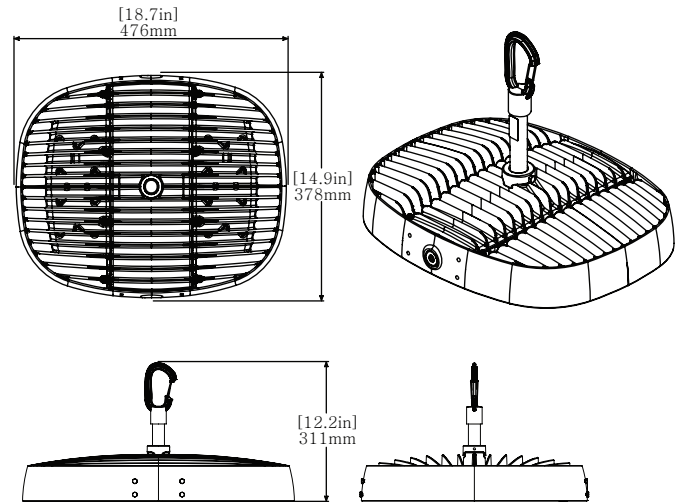


### MOUNTING OPTIONS (Ordered Separately)

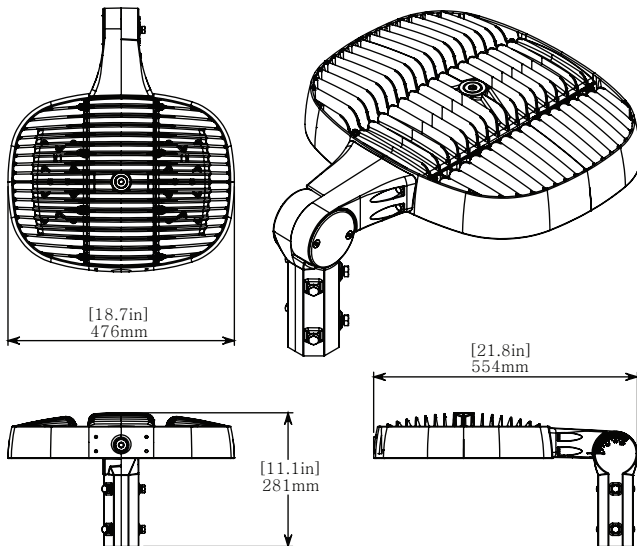
CONDUIT ROTATION LOCK (XR-CC) : 8.2 kg | 18.0 lbs



HANGING PENDANT (XR-HK) : 8.5 kg | 18.7 lbs

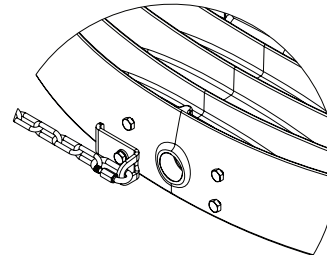


SLIP FITTER YOKE MOUNT (XR-SFY) : 10.05 kg | 22.1 lbs | EPA: 0.18 m<sup>2</sup> / 1.99 ft<sup>2</sup>



Stepped to accept either 1.5" Trade size (1-13/16" [46mm] to 2" [50mm] OD) & 2" Trade size (2-1/8" [53mm] to 2-7/16" [63mm])

SECONDARY SAFETY KIT (XR-SK-##) : 8.2 kg | 18.0 lbs



## represents the safety chain length in feet (i.e. 05=5', 10=10').  
Secondary Safety Kit contains bracket, stainless steel chain (1/8 trade size),  
and two stainless steel oval threaded connecting links.

\*\*Per NEC 314.23H2 pendant/conduit installation below 8ft (2.4m) requires the use of an anti-rotation mechanism. XR-CC accessory required. Order separately.

## ORDERING INFORMATION

PROJECT NAME		TYPE
PROJECT LOCATION		
COMMENT		DATE
PREPARED BY		

## MODEL SELECTOR

Sample Number: XR20-50-WC-GY-Z21-AC

MODEL	COLOUR	OPTIC	FINISH	LOCATION	POWER
-	-	WC	GY	Z21	-
XR8 XR10 XR15 XR20	50 - 5000K, 70CRI  Special Order: 27 - 2700K, 70CRI <sup>1,3</sup> 27H - 2700K, 90CRI <sup>1,3</sup> 30 - 3000K, 70CRI <sup>1,3</sup> 30H - 3000K, 90CRI <sup>1,3</sup> 35 - 3500K, 80CRI <sup>1</sup> 35H - 3500K, 90CRI <sup>1</sup> 40 - 4000K, 70CRI <sup>1</sup> 40H - 4000K, 90CRI <sup>1</sup> 50H - 5000K, 90CRI <sup>1</sup> 57 - 5700K, 70CRI <sup>1</sup> 57H - 5700K, 90CRI <sup>1</sup> 65 - 6500K, 70CRI <sup>1</sup> 65H - 6500K, 90CRI <sup>1</sup>	WC - Wide Beam (No optics)	GY - Grey  Custom finishes are available. Please contact for details. <sup>1</sup>	Z21 - Hazardous Location	AC - 120-277VAC HV - 347-480VAC

## ACCESSORIES (Ordered Separately)

Sample Number: XR-PM-GY

ACCESSORY	FINISH
-	GY
XR-SM - Surface/Suspended Mount <sup>2,3</sup> XR-PM - Pole Mount <sup>3</sup> XR-WM - Wall Mount <sup>3</sup> XR-WM2 - Wall Mount 2 <sup>3</sup> XR-HK - Hanging Pendant Mount <sup>3</sup> XR-YM - Yoke Mount <sup>2</sup> XR-YK - High Vibration Yoke Mount <sup>2</sup> XR-CC - Conduit Rotation Lock Mount XR-SFY - Slip Fitter Yoke Mount XR-SK-## - Secondary Safety Kit <sup>2,4</sup> XR-SP-AC - Surge Suppressor <sup>5</sup> XR-SP-HV - Surge Suppressor <sup>5</sup>	GY - Grey  Custom finishes are available. Please contact for details. <sup>1</sup>

### 5. Surge Suppressor Options:

#### XR-SP-AC – 277V FOR USE WITH -AC XR MODELS

-Protects against surges and transients per ANSI C62.41-2002 category C high (10KV, 1.2/50µs & 10KA, 8/20µs) standard Combo waves and (6KV, 100KHz) Ring wave

-Protects against surges and transients per new ANSI C82.77-5 2015 category C high (20KV, 1.2/50µs & 10KA, 8/20µs) standard Combo waves and (6KV, 100KHz) Ring wave

#### XR-SP-HV – 480V FOR USE WITH -HV XR MODELS

-Protects against surges and transients per ANSI C62.41-2002 category C high (10KV, 1.2/50µs & 10KA, 8/20µs) standard Combo waves and (6KV, 100KHz) Ring wave

-Protects against surges and transients per new ANSI C82.77-5 2015 category C high (20KV, 1.2/50µs & 10KA, 8/20µs) standard Combo waves and (6KV, 100KHz) Ring wave

### NOTES:

1. Minimum order quantities, additional costs and lead times may apply.
2. Only available in stainless steel finish.
3. IDA Fixture Seal of Approval only applies to fixtures with a CCT of 3000K or less, and have fixed mounts aiming the fixture perpendicular to the ground.
4. ## represents the safety chain length in feet (i.e. 05=5', 10=10').  
Secondary Safety Kit contains bracket, stainless steel chain (1/8 trade size), and two stainless steel oval threaded connecting links.