

KEY FEATURES

- Designed for a wide range of marine and industrial applications
- Thermal separation of LED and power supply allows max ambient temperatures of up to +75°C
- Field serviceable light engines, power supply, and components to extend system life
- Wide range of optical distribution patterns for superior lighting quality
- Approved for through-wiring of several units on a single circuit
- Built-in junction area for simplified termination
- 8 mounting options for installation flexibility

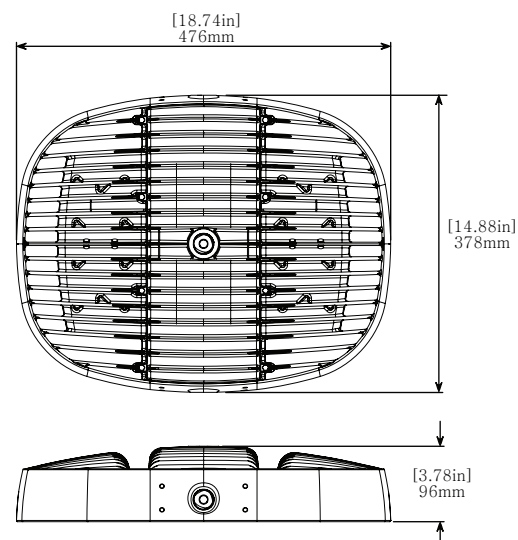


TECHNICAL SPECIFICATIONS / MAXIMUM RATINGS

HOUSING	Copper free aluminium and glass or polycarbonate lens
MOUNTING	See pages 2 and 3 for MOUNTING OPTIONS
INPUT VOLTAGE	AC: 120-277 VAC HV: 347-480VAC (50/60Hz)
POWER (TYP)	XR8: WC Flood 47W, Optic 60W XR10: WC Flood 55W, Optic 75W XR12: WC Flood 84W, Optic 103W XR15: WC Flood 100W, Optic 118W XR17: WC Flood 120W, Optic 135W XR20: WC Flood 141W, Optic 156W
CONNECTIONS	3x 3/4" NPT entries
DIMMING	0-10V Dimmable, Class 1 wiring See CHART on page 2
TEMPERATURE RANGE	XR8: -50°C to +75°C T3C XR10: -50°C to +74°C T3C XR12: -50°C to +74°C T3C XR15: -50°C to +67°C T3 XR17: -50°C to +67°C T3 XR20: -50°C to +67°C T3 (Case ~30°C above ambient)
CERTIFICATIONS	Certified to UL 1598 / CSA C22.2 No. 250.0-08, UL 1598A, UL 8750 / CSA C22.2 No. 250.13-17
INGRESS PROTECTION	IP66 Suitable for wet locations. Marine outside type (salt water).
COLOUR TEMP RANGE	50: 5000K Special order: 2700-6500K
CRI VALUE (MIN)	50: 70
TOTAL LUMENS	See CHART on page 2
LUMEN MAINTENANCE	LM-80 > 100,000 hrs (Based on CREE long term testing)
WEIGHT	8.1 kg 17.8 lbs (polycarbonate lens) 8.7 kg 19.1 lbs (glass lens)

*The ambient temperature during lifetime, lumen and chromaticity determination is 25°C ± 1°C.

DIMENSIONS

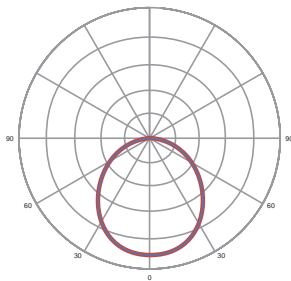


WARRANTY

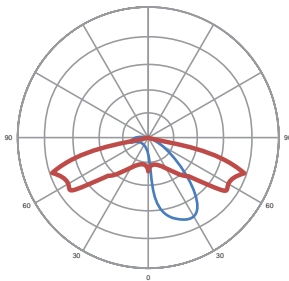
Five (5) year limited warranty to the original purchaser. The warranty covers defects in materials and workmanship under normal use and service.

For additional information see: <https://nemalux.com/legal>

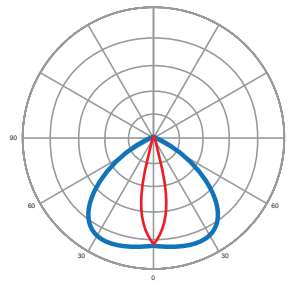
OPTIC OPTIONS



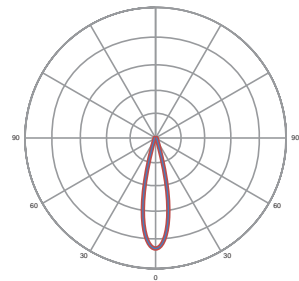
GWC - Wide Beam (No Optics)



T3 - IESNA Type 3



OC - Oval 30° x 115°



SC - Spot 20°

AC MODELS (5000K CCT, minimum)

MODEL	LUMENS	WATTS	LUMENS/WATT
XR8	7093	47	151
XR10	8267	55	150
XR12	12866	84	153
XR15	15723	100	157
XR17	18080	120	151
XR20	20550	141	146

MODEL	LUMENS	WATTS	LUMENS/WATT
XR8	7790	60	130
XR10	9540	75	127
XR12	12839	103	125
XR15	13799	118	117
XR17	15868	135	118
XR20	18036	156	116

MODEL	LUMENS	WATTS	LUMENS/WATT
XR8	7098	60	118
XR10	8692	75	116
XR12	11697	103	114
XR15	12573	118	107
XR17	14457	135	107
XR20	16433	156	105

MODEL	LUMENS	WATTS	LUMENS/WATT
XR8	7098	60	118
XR10	8692	75	116
XR12	11697	103	114
XR15	12573	118	107
XR17	14457	135	107
XR20	16433	156	105

HV MODELS (5000K CCT, minimum)

MODEL	LUMENS	WATTS	LUMENS/WATT
XR8	7093	49	145
XR10	8267	58	143
XR12	12866	91	141
XR15	15723	100	157
XR17	18080	120	151
XR20	20550	148	139

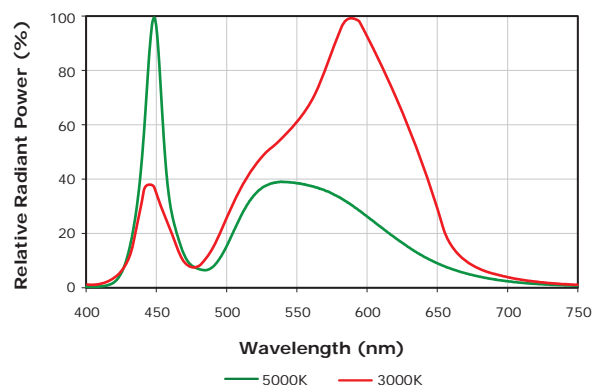
MODEL	LUMENS	WATTS	LUMENS/WATT
XR8	7790	60	130
XR10	9540	75	127
XR12	12839	107	120
XR15	13799	120	115
XR17	15868	138	115
XR20	18036	160	113

MODEL	LUMENS	WATTS	LUMENS/WATT
XR8	7098	60	118
XR10	8692	75	116
XR12	11697	107	109
XR15	12573	120	105
XR17	14457	138	105
XR20	16433	160	103

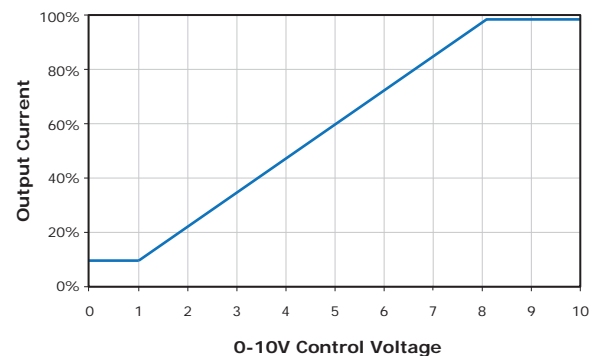
MODEL	LUMENS	WATTS	LUMENS/WATT
XR8	7098	60	118
XR10	8692	75	116
XR12	11697	107	109
XR15	12573	120	105
XR17	14457	138	105
XR20	16433	160	103

Note: Standard offering above, 12 alternate optical profiles available upon request. Contact Nemalux Sales representative for further details. Minimum order quantities, additional costs and lead times may apply.

PHOTOMETRICS



DIMMING

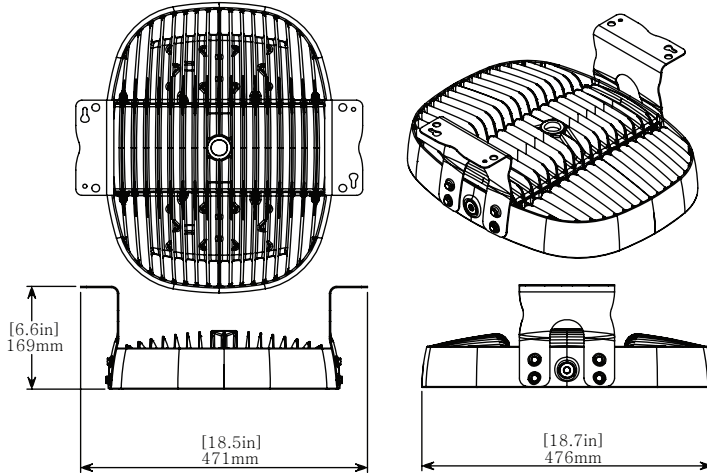


- Driver will source a maximum of 200uA for control needs
- Controller must sink current from the 0-10V control leads

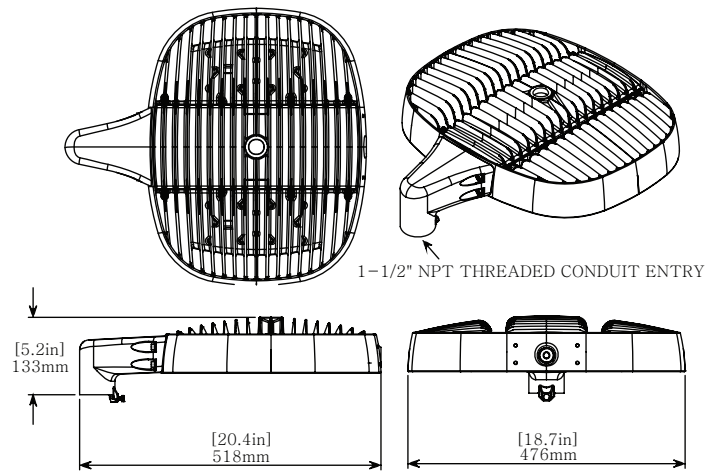
MOUNTING OPTIONS (Ordered Separately)

Listed weights are using polycarbonate lens (WC)
Add 0.6 kg | 1.3 lbs for glass lens (GWC)

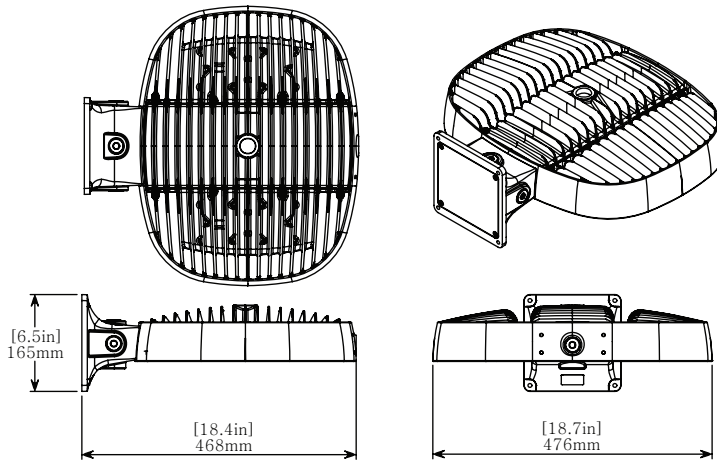
SURFACE/SUSPENDED MOUNT (XR-SM) : 8.5 kg | 18.7 lbs



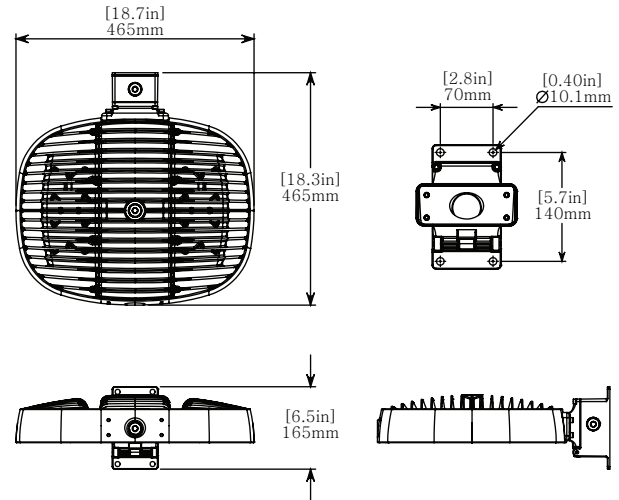
POLE MOUNT (XR-PM) : 8.6 kg | 18.9 lbs | EPA: 0.05 m² / 0.49 ft²



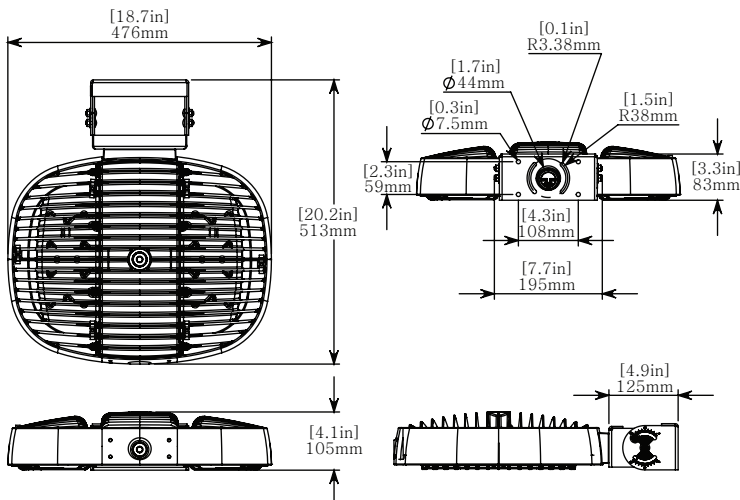
WALL MOUNT (XR-WM) : 9.5 kg | 20.8 lbs



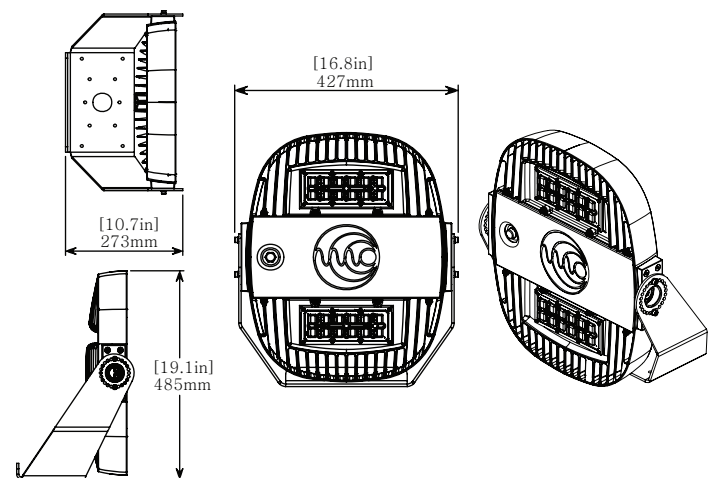
WALL MOUNT 2 (XR-WM2) : 9.3 kg | 20.3 lbs



YOKE MOUNT (XR-YM) : 8.7 kg | 21.4 lbs | EPA: 0.17 m² / 1.80 ft²

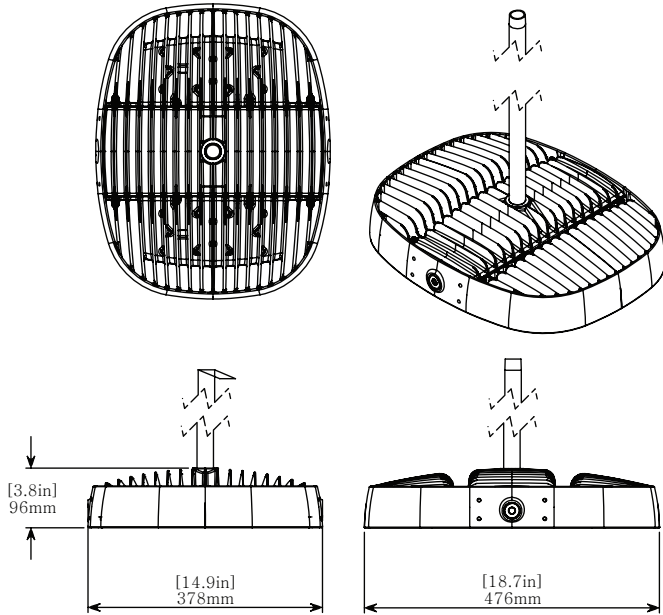


HIGH VIBRATION YOKE (XR-YK) : 12.9 kg | 28.3 lbs | EPA: 0.23 m² / 2.43 ft²



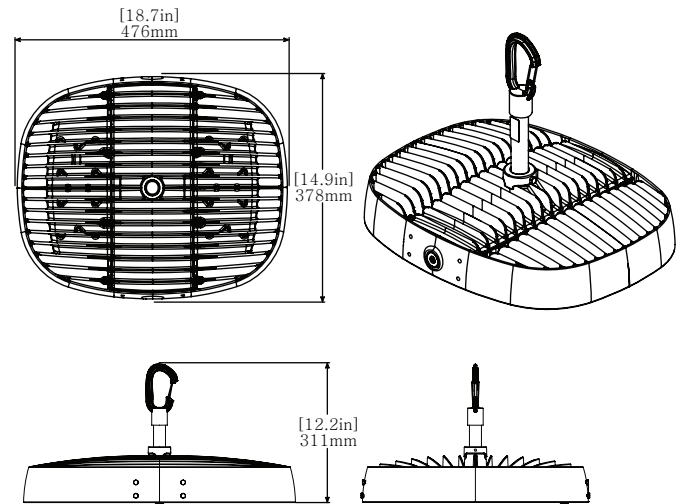
MOUNTING OPTIONS (Ordered Separately)

CONDUIT ROTATION LOCK (XR-CC) : 8.2 kg | 18.0 lbs

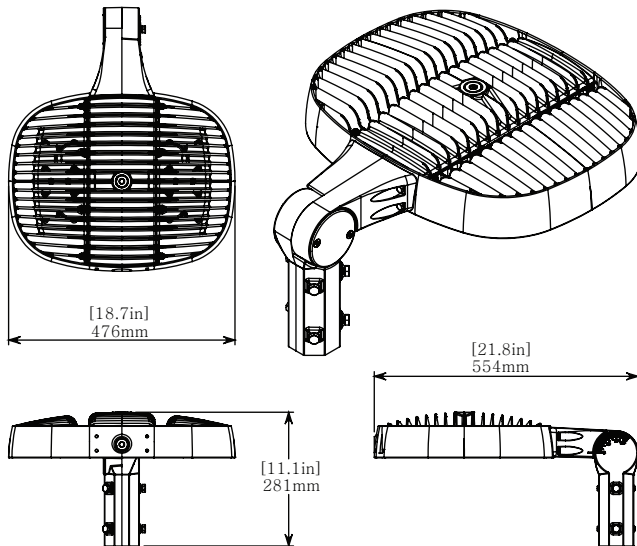


****Per NEC 314.23H2 pendant/conduit installation below 8ft (2.4m) requires the use of an anti-rotation mechanism. XR-CC accessory required. Order separately.**

HANGING PENDANT (XR-HK) : 8.5 kg | 18.7 lbs

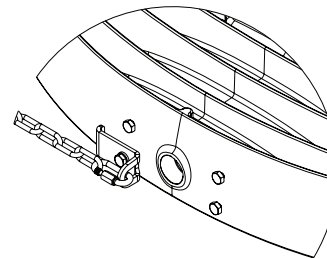


SLIP FITTER YOKE MOUNT (XR-SFY) : 10.05 kg | 22.1 lbs | EPA: 0.18 m² / 1.99 ft²



Stepped to accept either 1.5" Trade size (1-13/16" [46mm] to 2" [50mm] OD) & 2" Trade size (2-1/8" [53mm] to 2-7/16" [63mm])

SECONDARY SAFETY KIT (XR-SK-##) : 8.2 kg | 18.0 lbs



represents the safety chain length in feet (i.e. 05=5'; 10=10').
Secondary Safety Kit contains bracket, stainless steel chain (1/8 trade size),
and two stainless steel oval threaded connecting links.

ORDERING INFORMATION

PROJECT NAME		TYPE
PROJECT LOCATION		
COMMENT		DATE
PREPARED BY		

MODEL SELECTOR

Sample Number: XR20-50-GWC-GY-GN-AC

MODEL	COLOUR	OPTIC	FINISH	LOCATION	POWER
-	-	-	GY -	GN -	
XR8 ⁵ XR10 ⁵ XR12 ⁵ XR15 ⁵ XR17 ⁵ XR20 ⁵	50 - 5000K, 70CRI Special Order: 27 - 2700K, 70CRI ^{1,3} 27H - 2700K, 90CRI ^{1,3} 30 - 3000K, 70CRI ^{1,3} 30H - 3000K, 90CRI ^{1,3} 35 - 3500K, 80CRI ¹ 35H - 3500K, 90CRI ¹ 40 - 4000K, 70CRI ¹ 40H - 4000K, 90CRI ¹ 50H - 5000K, 90CRI ¹ 57 - 5700K, 70CRI ¹ 57H - 5700K, 90CRI ¹ 65 - 6500K, 70CRI ¹	GWC - Wide Beam (No optics) with Clear Glass Lens WC - Wide Beam (No optics) with Frosted Polycarbonate Lens Special Order (<i>Optics only available with Polycarbonate Lens</i>): VSM - IESNA Type 5 (Square beam for wide area lighting) ¹ T29 - Type 2 90° rotated where long side of beam must be parallel to luminaire ¹ SC - 20° Spot ¹ NC - 25° Spot ¹ WW - 90° Spot ¹ MC - Medium 60° ¹ T2 - IESNA Type 2 ¹ T3 - IESNA Type 3 ¹ OC - Oval 30° x 115° ¹ ME - Asymmetric 70° x 150° ¹	GY - Grey Custom finishes are available. Please contact for details. ¹	GN - General Location	AC - 120-277VAC HV - 347-480VAC

ACCESSORIES (Ordered Separately)

Sample Number: XR-WM-GY

ACCESSORY	FINISH
-	GY
XR-SM - Surface/Suspended Mount ^{2,3} XR-PM - Pole Mount ³ XR-WM - Wall Mount ³ XR-WM2 - Wall Mount 2 ³ XR-HK - Hanging Pendant Mount ³ XR-YM - Yoke Mount ² XR-YK - High Vibration Yoke Mount ² XR-CC - Conduit Rotation Lock Mount XR-SFY - Slip Fitter Yoke Mount XR-SK-## - Secondary Safety Kit ⁴ XR-SP-AC - Surge Suppressor ⁶ XR-SP-HV - Surge Suppressor ⁶	GY - Grey Custom finishes are available. Please contact for details. ¹

NOTES:

- Minimum order quantities, additional costs and lead times may apply.
- Only available in stainless steel finish.
- IDA Fixture Seal of Approval only applies to fixtures with a CCT of 3000K or less, and have fixed mounts aiming the fixture perpendicular to the ground.
- ## represents the safety chain length in feet (i.e. 05=5', 10=10').
Secondary Safety Kit contains bracket, stainless steel chain (1/8 trade size), and two stainless steel oval threaded connecting links.

5. DLC Listed models:

DesignLights Consortium (DLC) v5.1 Qualified LED Luminaire Listings			
Model No.	Category	General Application	Classification
XR8-50-WC-xx-GN-AC	Outdoor Luminaires	Mid Output	DLC Premium
XR8-50-WC-xx-HZ-AC	Outdoor Luminaires	Mid Output	DLC Standard
XR10-50-WC-xx-GN-AC	Outdoor Luminaires	Mid Output	DLC Premium
XR10-50-WC-xx-HZ-AC	Outdoor Luminaires	Mid Output	DLC Standard
XR15-50-WC-xx-GN-AC	Outdoor Luminaires	High Output	DLC Premium
XR15-50-WC-xx-GN-AC	Indoor Luminaires	High-Bay	DLC Standard
XR15-50-WC-xx-HZ-AC	Outdoor Luminaires	High Output	DLC Premium
XR15-50-WC-xx-HZ-AC	Indoor Luminaires	High-Bay	DLC Standard
XR20-50-WC-xx-GN-[AC, HV]	Outdoor Luminaires	High Output	DLC Premium
XR20-50-WC-xx-GN-[AC, HV]	Indoor Luminaires	High-Bay	DLC Standard
XR20-50-WC-xx-HZ-[AC, HV]	Outdoor Luminaires	High Output	DLC Premium
XR20-50-WC-xx-HZ-[AC, HV]	Indoor Luminaires	High-Bay	DLC Standard

6. Surge Suppressor Options:

XR-SP-AC – 277V FOR USE WITH -AC XR MODELS

- Protects against surges and transients per ANSI C62.41-2002 category C high (10KV, 1.2/50µs & 10KA, 8/20µs) standard Combo waves and (6KV, 100KHz) Ring wave
- Protects against surges and transients per new ANSI C82.77-5 2015 category C high (20KV, 1.2/50µs & 10KA, 8/20µs) standard Combo waves and (6KV, 100KHz) Ring wave

XR-SP-HV – 480V FOR USE WITH -HV XR MODELS

- Protects against surges and transients per ANSI C62.41-2002 category C high (10KV, 1.2/50µs & 10KA, 8/20µs) standard Combo waves and (6KV, 100KHz) Ring wave
- Protects against surges and transients per new ANSI C82.77-5 2015 category C high (20KV, 1.2/50µs & 10KA, 8/20µs) standard Combo waves and (6KV, 100KHz) Ring wave