

### KEY FEATURES

- IP68 - Fully encapsulated and suitable for permanent submersion (up to 25ft depth)
- Copper free aluminum construction with stainless steel mounting hardware
- Two-layer TIGER-Shield® coatings for excellent corrosion resistance in Marine environments; corrosion protective primer and AAMA 2604 compliant topcoat
- Suitable for Marine locations: certified to UL 1598A
- Optional 0-10V dimming (class 1 wiring)



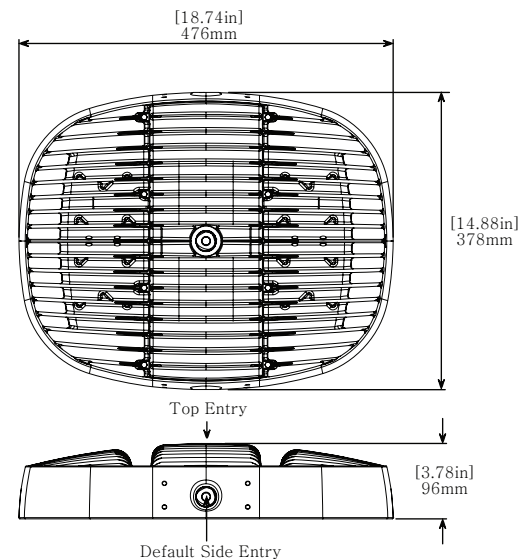
### TECHNICAL SPECIFICATIONS / MAXIMUM RATINGS

HOUSING	Copper free aluminum and glass or polycarbonate lens
MOUNTING	See pages 2-3 for MOUNTING OPTIONS
INPUT VOLTAGE	AC: 120-277 VAC   HV: 347-480VAC (50/60Hz)
POWER (TYP)	<b>XR8:</b> 60W <b>XR10:</b> 75W <b>XR12:</b> 103W <b>XR15:</b> 118W <b>XR17:</b> 135W <b>XR20:</b> 156W
CONNECTIONS	Unless otherwise specified, luminaire supplied with 3.3 meter (10ft) 18/3 S00W 9.3mm (0.365") diameter cord wired from side entry.
DIMMING	0-10V dimming is only possible if 18/5 S00W 11.9mm (0.47") diameter cord is specified. 0-10V Dimmable, Class 1 wiring   See CHART on page 2
TEMPERATURE RANGE	<b>XR8:</b> -50°C to +75°C <b>XR10:</b> -50°C to +74°C <b>XR12:</b> -50°C to +74°C <b>XR15:</b> -50°C to +67°C <b>XR17:</b> -50°C to +67°C <b>XR20:</b> -50°C to +67°C (Case ~30°C above ambient) **
CERTIFICATIONS	Certified to UL 1598 / CSA C22.2 No. 250.0-08, UL 1598A, UL 8750 / CSA C22.2 No. 250.13-17
INGRESS PROTECTION	IP68 - Fully encapsulated and suitable for permanent submersion (up to 25ft depth)
COLOUR TEMP RANGE	50: 5000K   Special Order: 2700-6500K
CRI VALUE (MIN)	50: 70
TOTAL LUMENS	See CHART on page 2
LUMEN MAINTENANCE	LM-80 > 100,000 hrs (Based on CREE long term testing)
WEIGHT	10.6kg   23.3lbs (polycarbonate lens) 11.2kg   24.7lbs (glass lens)

\*Contact us for alternative cord length, cord type, cord entry and cable gland selection.

\*\*The ambient temperature during lifetime, lumen and chromaticity determination is 25°C ± 1°C.

### DIMENSIONS

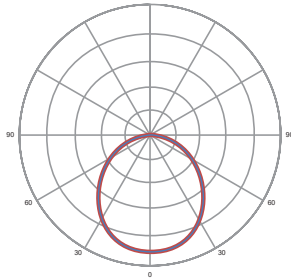


### WARRANTY

Five (5) year limited warranty to the original purchaser. The warranty covers defects in materials and workmanship under normal use and service.

For additional information see: <https://nemalux.com/legal>

### OPTIC OPTIONS



GWC - Wide Beam (No Optics)

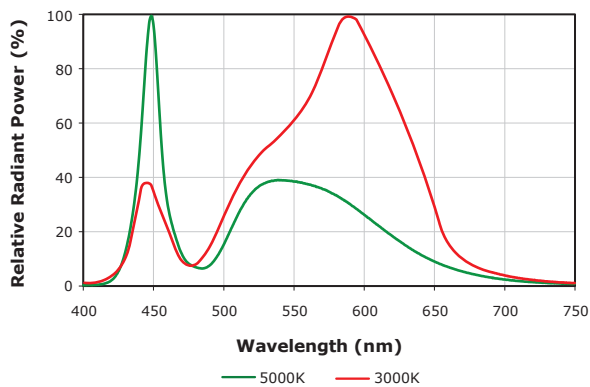
#### AC MODELS (5000K CCT, minimum)

MODEL	LUMENS	WATTS	LUMENS/WATT
XR8	6230	47	133
XR10	7630	55	139
XR12	10200	84	121
XR15	11036	100	110
XR17	12692	120	106
XR20	14425	141	102

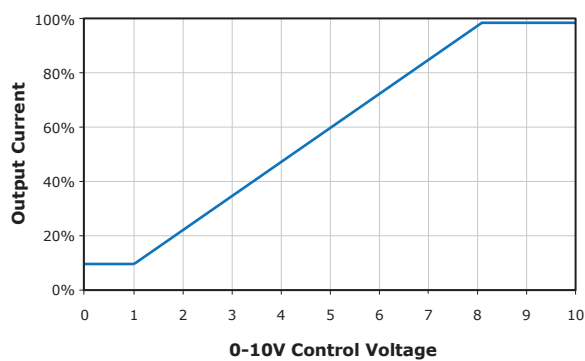
#### HV MODELS (5000K CCT, minimum)

MODEL	LUMENS	WATTS	LUMENS/WATT
XR8	6230	49	127
XR10	7630	58	132
XR12	10200	91	112
XR15	11036	100	110
XR17	12692	120	106
XR20	14425	148	97

### PHOTOMETRICS



### OPTIONAL 0-10V DIMMING\*



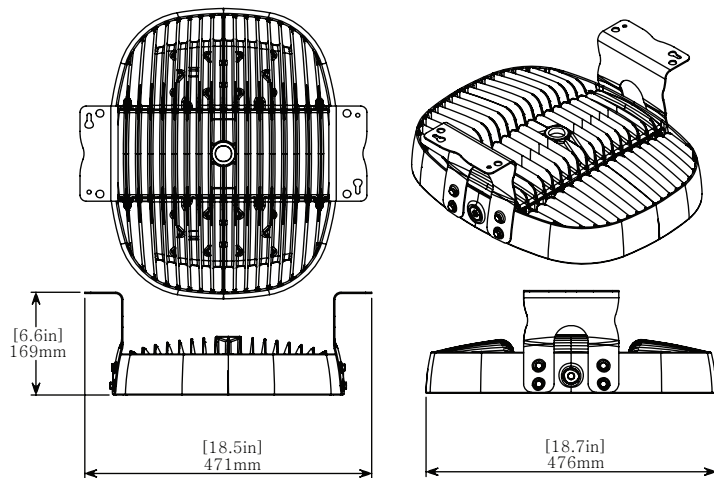
- Driver will source a maximum of 200uA for control needs
- Controller must sink current from the 0-10V control leads

\*Contact us to specify dimming models and cord requirements

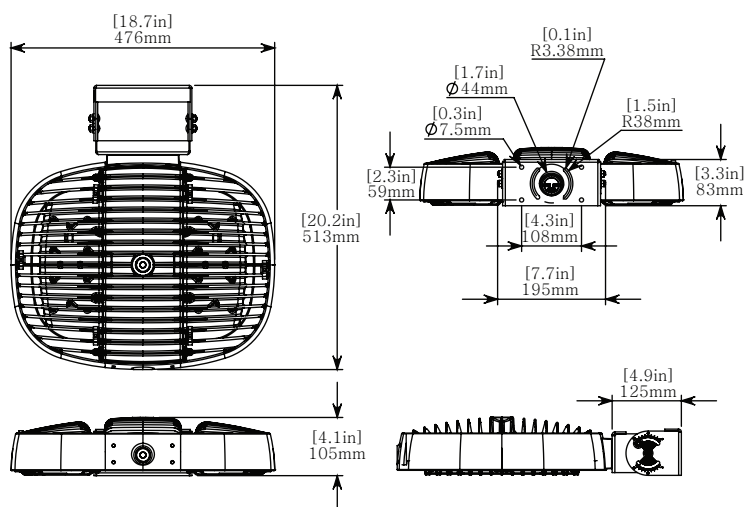
### MOUNTING OPTIONS (Ordered Separately)

Listed weights are using polycarbonate lens (WC)  
Add 0.6 kg | 1.3 lbs for glass lens (GWC)

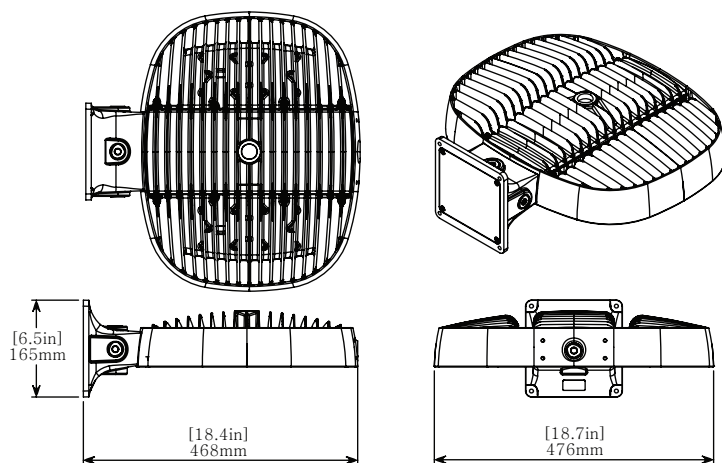
**SURFACE/SUSPENDED MOUNT (XR-SM) : 11.0 kg | 24.2 lbs**



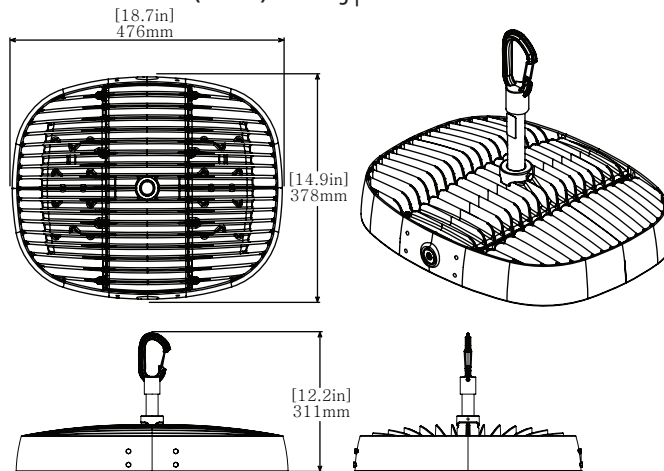
**YOKE MOUNT (XR-YM) : 12.2 kg | 26.9 lbs | EPA: 0.17 m<sup>2</sup> / 1.80 ft<sup>2</sup>**



**WALL MOUNT (XR-WM) : 12.0 kg | 26.3 lbs**

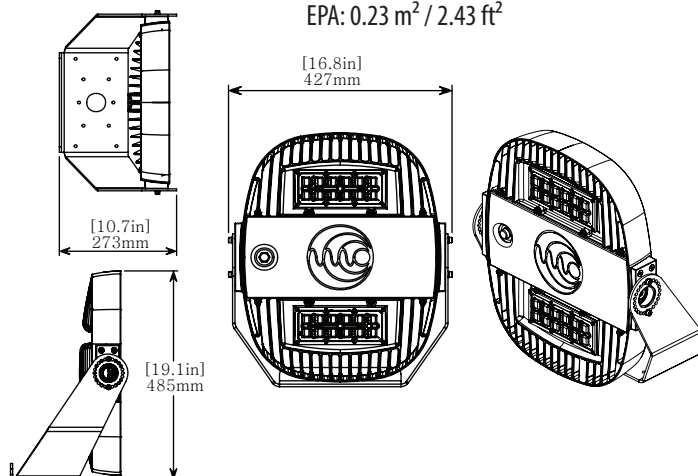


**HANGING PENDANT (XR-HK) : 11.0 kg | 24.2 lbs**

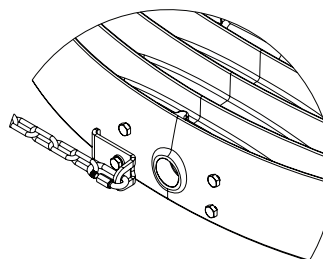


\*Per NEC 314.23H2 pendant/conduit installation below 8ft (2.4m) requires the use of an anti-rotation mechanism. XR-CC accessory required. Order separately.

**HIGH VIBRATION YOKE (XR-YK) : 15.4 kg | 33.8 lbs**  
EPA: 0.23 m<sup>2</sup> / 2.43 ft<sup>2</sup>



**SECONDARY SAFETY KIT (XR-SK-##) : 10.7 kg | 23.5 lbs**



## represents the safety chain length in feet (i.e. 05=5', 10=10').  
Secondary Safety Kit contains bracket, stainless steel chain (1/8 trade size),  
and two stainless steel oval threaded connecting links.

## ORDERING INFORMATION

PROJECT NAME		TYPE
PROJECT LOCATION		
COMMENT		DATE
PREPARED BY		

## MODEL SELECTOR

Sample Number: XR20-50-GWC-GY-EN-AC

MODEL	COLOUR	OPTIC	FINISH	LOCATION	POWER
-	-	-	GY -	EN -	
XR8 XR10 XR12 XR15 XR17 XR20	50 - 5000K, 70CRI  Special Order: 27 - 2700K, 70CRI <sup>1,3</sup> 27H - 2700K, 90CRI <sup>1,3</sup> 30 - 3000K, 70CRI <sup>1,3</sup> 30H - 3000K, 90CRI <sup>1,3</sup> 35 - 3500K, 80CRI <sup>1</sup> 35H - 3500K, 90CRI <sup>1</sup> 40 - 4000K, 70CRI <sup>1</sup> 40H - 4000K, 90CRI <sup>1</sup> 50H - 5000K, 90CRI <sup>1</sup> 57 - 5700K, 70CRI <sup>1</sup> 57H - 5700K, 90CRI <sup>1</sup> 65 - 6500K, 70CRI <sup>1</sup> 65H - 6500K, 90CRI <sup>1</sup>	GWC - Wide Beam (No optics) with Clear Glass Lens WC - Wide Beam (No optics) with Frosted Polycarbonate Lens	GY - Grey  Custom finishes are available. Please contact for details. <sup>1</sup>	EN - Fully Encapsulated	AC - 120-277VAC HV - 347-480VAC

## ACCESSORIES (Order Separately)

Sample Number: XR-HK-GY

ACCESSORY	FINISH
-	GY
XR-SM - Surface/Suspended Mount <sup>2,3</sup> XR-HK - Hanging Pendant Mount <sup>3</sup> XR-YM - Yoke Mount <sup>2</sup> XR-YK - High Vibration Yoke Mount <sup>2</sup> XR-SK-## - Secondary Safety Kit <sup>4</sup> XR-SP-AC - Surge Suppressor <sup>5</sup> XR-SP-HV - Surge Suppressor <sup>5</sup>	GY - Grey  Custom finishes are available. Please contact for details. <sup>1</sup>

### NOTES:

1. Minimum order quantities, additional costs and lead times may apply.
2. Only available in stainless steel finish.
3. IDA fixture seal of approval only applies to fixtures with a CCT of 3000K or less, and have fixed mounts aiming the fixture perpendicular to the ground.
4. ## represents the safety chain length in feet (i.e. 05=5', 10=10')  
Secondary Safety Kit contains bracket, stainless steel chain (1/8 trade size), and two stainless steel oval threaded connecting links.

### 5. Surge Suppressor Options:

#### XR-SP-AC – 277V FOR USE WITH -AC XR MODELS

- Protects against surges and transients per ANSI C62.41-2002 category C high (10KV, 1.2/50µs & 10KA, 8/20µs) standard Combo waves and (6KV, 100KHz) Ring wave
- Protects against surges and transients per new ANSI C82.77-5 2015 category C high (20KV, 1.2/50µs & 10KA, 8/20µs) standard Combo waves and (6KV, 100KHz) Ring wave

#### XR-SP-HV – 480V FOR USE WITH -HV XR MODELS

- Protects against surges and transients per ANSI C62.41-2002 category C high (10KV, 1.2/50µs & 10KA, 8/20µs) standard Combo waves and (6KV, 100KHz) Ring wave
- Protects against surges and transients per new ANSI C82.77-5 2015 category C high (20KV, 1.2/50µs & 10KA, 8/20µs) standard Combo waves and (6KV, 100KHz) Ring wave