

INTRODUCTION

Installing light fixtures at an industrial worksite can present a set of unique challenges that can add substantial delays and costs to an existing budget. Cooperation with a manufacturer that offers additional kitting services can mitigate these risks and help with the delivery of a successful project. The Bullrail is an impact resistant protective case designed for the GS Series.

KEY FEATURES

- Luminaire options for use in ordinary or hazardous locations
- Available in a range LED colours and colour temperatures.
- Available in VAC or VDC input voltage
- Streamline installation process
- Low power consumption
- Anti-slip top surface
- Marine rated



*The Bullrail can be made to fit the GS-2 & GS-4

TECHNICAL SPECIFICATIONS / MAXIMUM RATINGS

HOUSING	Powder Coated & Anodized Aluminum		
MOUNTING	SEE PAGE 2 FOR DETAILS		
INPUT VOLTAGE	120VAC \pm 10% (60Hz) 12: 11-16VDC 24: 22-28VDC 24H: 22-28VDC		
POWER (TYP)	GS-2: 20W @ 120VAC GS-4: 41W @ 120VAC	12 Models (@12 VDC): GS-2: 16.8W 24 Models (@24 VDC): GS-2: 16.8W 24H Models (@24 VDC): GS-2: 33.6W	GS-4: 33.6W GS-4: 33.6W GS-4: 64.0W
CURRENT (TYP)	GS-2: 0.17 @ 120VAC GS-4: 0.34 @ 120VAC	12 Models (@12 VDC): GS-2: 1.30A 24 Models (@24 VDC): GS-2: 0.66A 24H Models (@24 VDC): GS-2: 1.32A	GS-4: 2.64A GS-4: 1.32A GS-4: 2.65A
CONNECTIONS	2x 1/2" OR 3/4" knockout entries		
TEMPERATURE RANGE	AC Models: -40°C to +65°C (Case ~30°C above ambient) DC Models: -40°C to +60°C (Case ~30°C above ambient)		
CERTIFICATIONS	ORDINARY: Certified to UL 1598 & UL 1598A, UL 8750; CSA 22.2 No. 250.0, CSA 22.2 No. 250.13 HAZARDOUS: Certified to UL 844, UL 1598, UL 1598A, UL 2108, UL 8750; CSA 22.2 No. 137, CSA 22.2 No. 250.0, CSA 22.2 No. 250.13; Class I, Division 2, Groups ABCD, T5**; Class II, Division 2, Groups FG, T4A**; Class III; Class I, Zone 2, Group IIC; Zone 22		
INGRESS PROTECTION	IP66/67 Suitable for wet locations Marine outside type (Salt Water)		
COLOUR TEMP RANGE	50: 5000K Special Order: 2700-6500K		
CRI VALUE (MIN)	50: 70		
TOTAL LUMENS	120VAC: GS-2: 1292 GS-4: 2714	12/24: GS-2: C-W: 1172, C-N: 1310 24H: GS-2: C-W: 2285, C-N: 2555	GS-4: C-W: 2351, C-N: 2628 GS-4: C-W: 4584, C-N: 5125
LUMEN MAINTENANCE	LM-80 > 60,500 hrs		
WEIGHT	(Bullrail) GS-2: 6.8 kg/15 lbs (Bullrail) GS-4: 10.4 kg/23 lbs		

* The ambient temperature during lifetime, lumen and chromaticity determination is 25°C \pm 1°C

** T3C for simultaneous exposure rating, Class I Div. 2 & Class II, Div. 2


APPLICATIONS

Embarking and disembarking vessels at night can be challenging and may lead to slip and fall incidents. Illumination of walkways in marine environments is a critical safety aspect and improved lighting quality can substantially reduce such risks. Installing localized strip lights on bull rails at a marina can substantially increase visibility, reduce the negative impact of light pollution and reduce future maintenance costs.

- Walkways
- Catwalks
- Platforms
- Modular units
- Conveyor belts
- Quick disconnect low / high bays
- Pre wired wall packs
- Perimeter lights

MOUNTING OPTION

ADJUSTABLE MOUNTING BRACKET

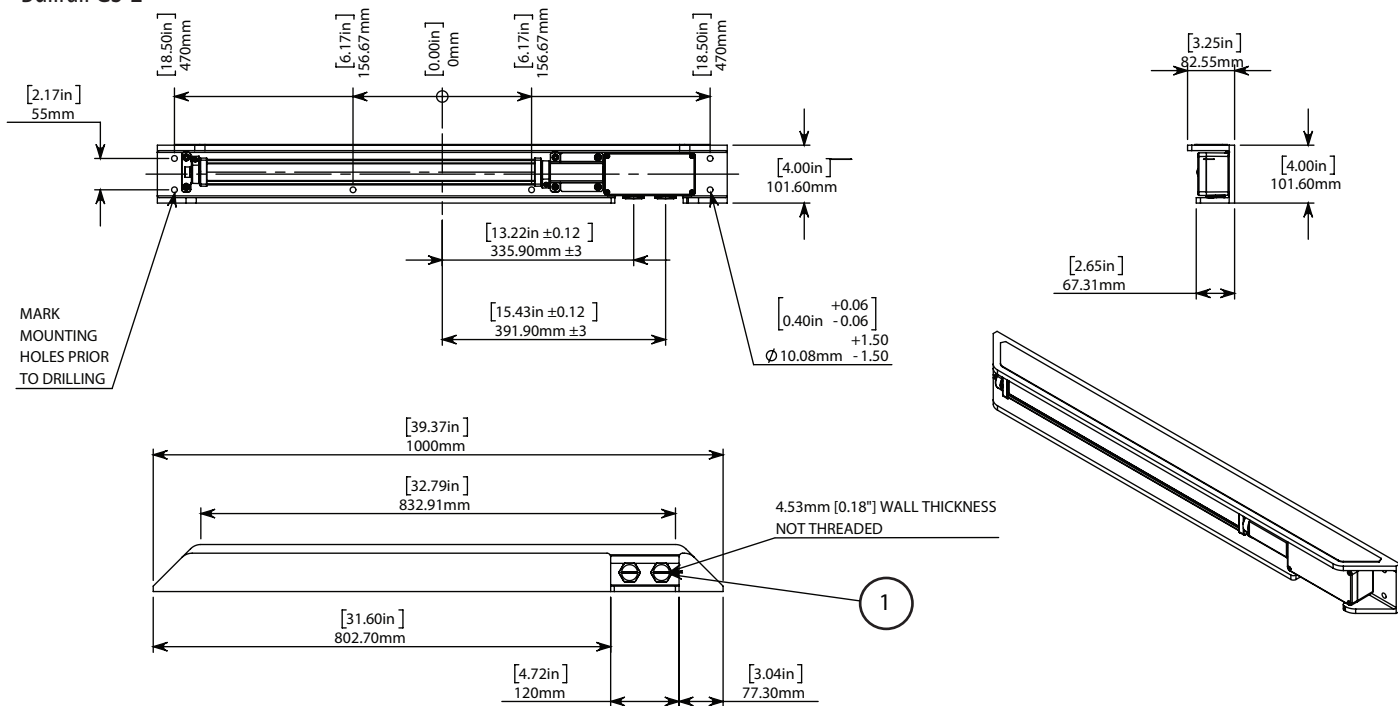


The bullrail system works with the GS's native adjustable bracket allowing some adjustability up and down for targeted illumination.

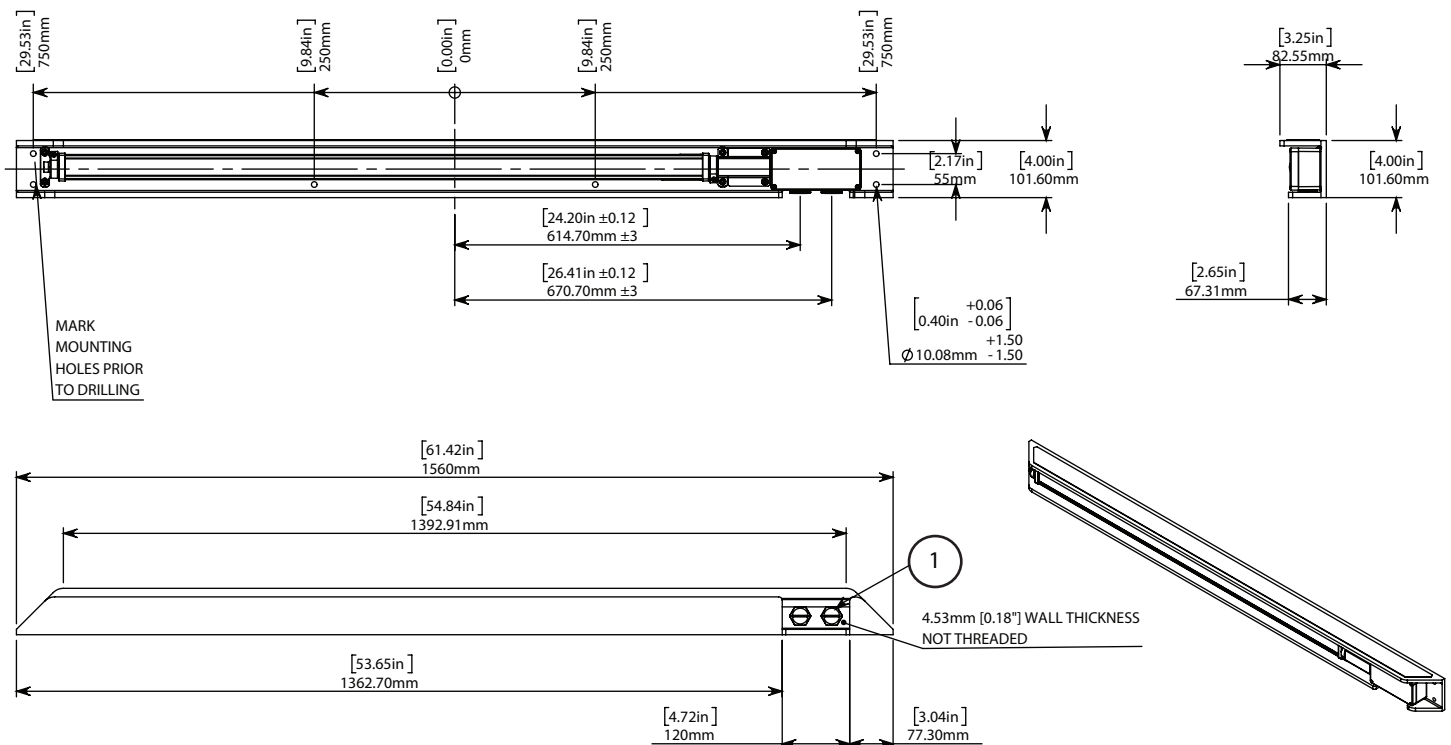


CASE DIMENSIONS

Bullrail GS-2



Bullrail GS-4



ENTRY OPTION

1

- B-0.5 - ENTRY HOLES 22.2mm [0.875"] FOR 1/2" CONDUIT FITTINGS
- B-0.75 - ENTRY HOLES 28.2mm [1.11"] FOR 3/4" CONDUIT FITTINGS

ORDERING INFORMATION

PROJECT NAME		TYPE
PROJECT LOCATION		
COMMENT		DATE
PREPARED BY		

MODEL SELECTOR

Sample Number: (BullRail) GS-2-50-W-BLK-H-120-66-A

MODEL	COLOUR	OPTIC	FINISH	LOCATION	VOLTAGE	INGRESS	MOUNT
-	-	-	BLK -	H -	120 -	66 -	A -
GS-2 GS-4	50 - 5000K Special Order: 30 - 3000K ¹ 35 - 3500K ¹ 40 - 4000K ¹ 45 - 4500K ¹ 45 - 4500K ¹ 55 - 5500K ¹ 65 - 6500K ¹ R - Red ³ G - Green ³ B - Blue ³ A - Amber ³ Y - Cyan ³	W - Wide Beam (No Optic) N - Narrow Beam ³	BLK - Black Custom finishes are available. Please contact for details. ¹	H - Hazardous Location O - Ordinary Location	120 - 120 VAC 12 - 12-16VDC 24 - 21-28VDC 24H - 21-28VDC	66 - IP66	A - Adjustable

BULLRAIL MOUNTING ACCESSORY

Sample Number: GS-BR-1-B0.5-KT

MODEL	LENGTH	FITTING	KIT
-	-	-	-
GS-BR	2 4	B0.5 B0.75	KT ²

Fitting Entry Option

B-0.5 - Entry HOLES 22.2mm (0.875") FOR 1/2" CONDUIT FITTINGS
 B-0.75 - Entry HOLES 28.2mm (1.11") FOR 3/4" CONDUIT FITTINGS

NOTES:

1. Minimum order quantities, additional costs and lead times may apply.
2. Kit includes Fixture & Bullrail as a package
3. Voltage 12/24/24H models only.

WARRANTY

Five (5) year limited warranty to the original purchaser. The warranty covers defects in materials and workmanship under normal use and service.

For additional information see: <https://nemalux.com/legal>