

KEY FEATURES

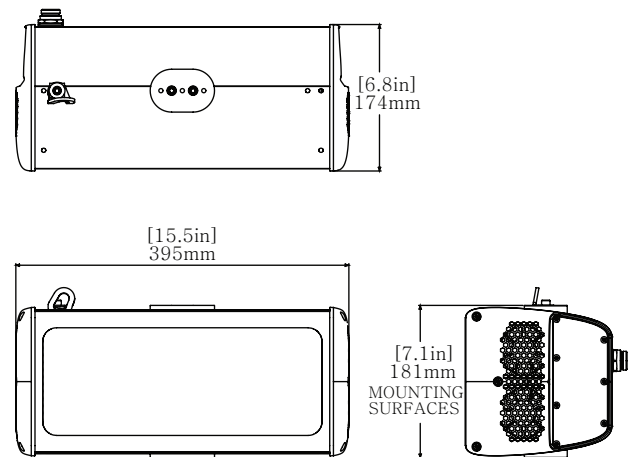
- Up to 28,800 lumens per module.
- Watertight, lightweight, actively cooled, and modular.
- Redundant systems and thermal management for reliability.
- Light engine and power supply area sealed to IP66.
- Small form factor for reduced wind loading.
- Multiple optical profiles.



TECHNICAL SPECIFICATIONS / MAXIMUM RATINGS

HOUSING	Die-cast Powder Coated & Anodized Extruded Aluminium
MOUNTING	Yoke Mount or Custom See Page 3 for DETAILS
VOLTAGE MAXIMUM	277VAC
INPUT VOLTAGE	120-277VAC (50/60 Hz)
RATED POWER	ZLM: 296W ZLM2: 592W
RATED CURRENT	ZLM: 2.5A ZLM2: 4.9A
CONNECTIONS	S: Turck MiniFast quick connect with 3m (10') lead D: 3m (10') 5 conductor flying lead (Custom lengths available)
DIMMING	0-10V Dimmable, Class 1 Wiring See CHART on Page 2
TEMPERATURE RANGE	-40°C to +45°C (Pending +55°C) (Case ~30°C above ambient)
CERTIFICATIONS	Certified to UL 1598; CSA 22.2 No. 250.0; CSA 22.2 No. 250.13
INGRESS PROTECTION	IP66 Suitable for wet locations
COLOUR TEMP RANGE	50: 5000K Special Order: 2700-6500K
CRI VALUE (MIN)	50: 70 High CRI options available on request
TOTAL LUMENS	Up to 28,800 lm See Page 2 for DETAILS
LUMEN MAINTENANCE	LM-80 > 60,500 hrs (Based on CREE long term testing)
WEIGHT	ZLM: 12.7 kg (28 lbs) ZLM2: 24.7 kg (54.5 lbs)

DIMENSIONS



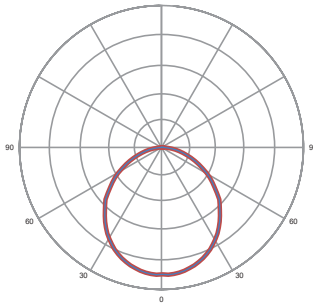
WARRANTY

Five (5) year limited warranty to the original purchaser. The warranty covers defects in materials and workmanship under normal use and service.

For additional information see: <https://nemalux.com/legal>

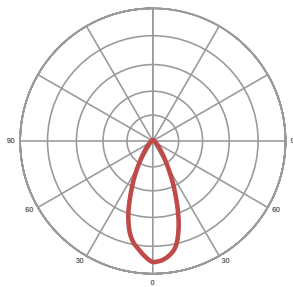
*The ambient temperature during lifetime, lumen and chromaticity determination is 25°C ± 1°C.

OPTIC OPTIONS



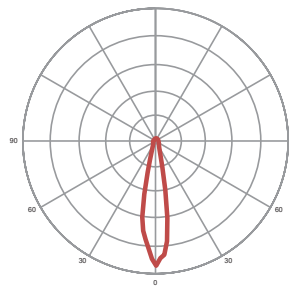
W - Wide 125°

MODEL	LUMENS
ZLM	26270
ZLM2	52530



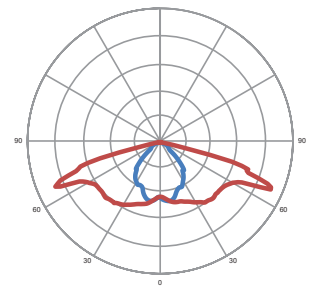
M - Medium 40°

MODEL	LUMENS
ZLM	24850
ZLM2	49700



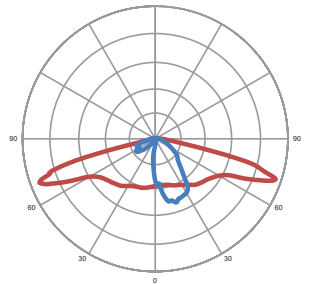
N - Narrow 21°

MODEL	LUMENS
ZLM	24850
ZLM2	49700



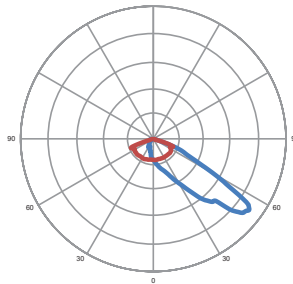
A - 90° x 140°

MODEL	LUMENS
ZLM	22370
ZLM2	44730



T2 - IESNA Type 2

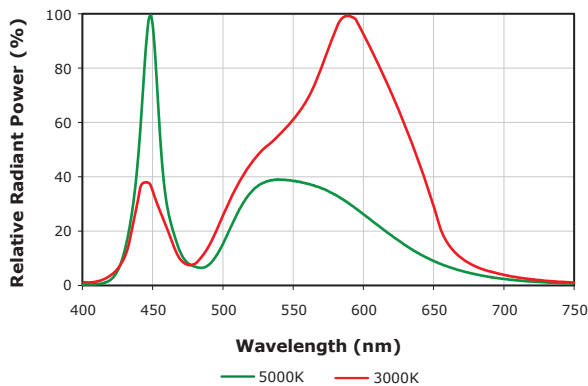
MODEL	LUMENS
ZLM	28840
ZLM2	57680



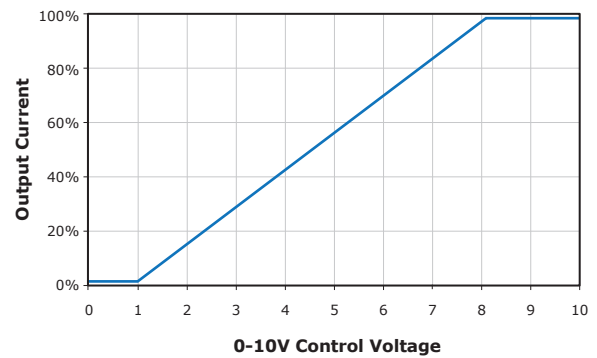
F - Forward Throw

MODEL	LUMENS
ZLM	24590
ZLM2	49170

PHOTOMETRICS



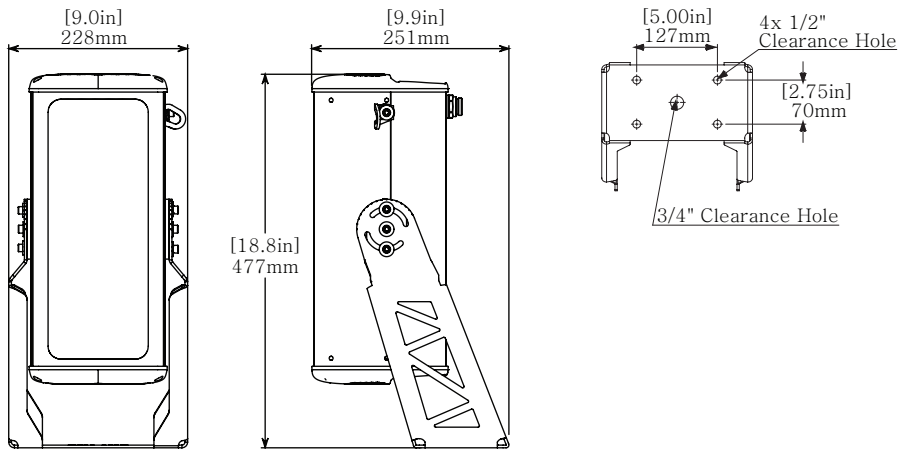
DIMMING



- Driver will source a maximum of 200uA for control needs
- Controller must sink current from the 0-10V control leads

MOUNTING OPTIONS

Single Vertical Yoke (ZLM-YM) : 12.7 kg | 28 lbs - EPA: 0.18 m² / 1.90 ft²



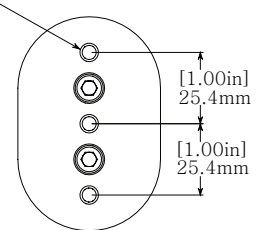
SECONDARY SAFETY



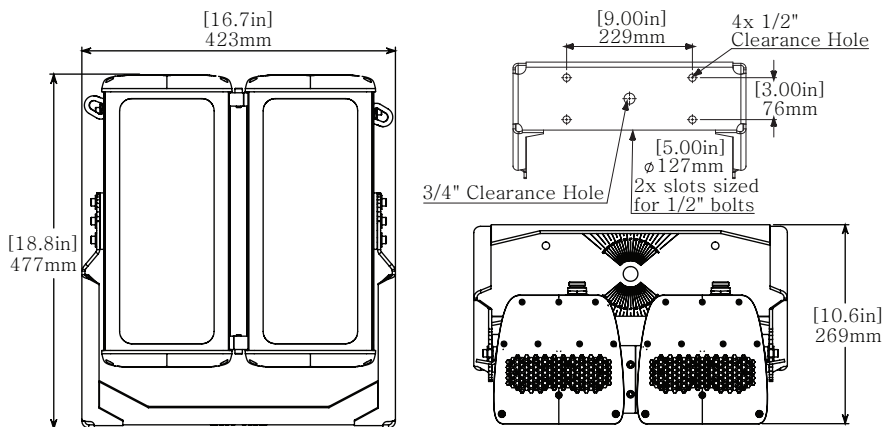
Sized for 1/2" chain quick link or locking connector/carabiner

MOUNTING POINTS

USE THREE (3) M6 FASTENERS EACH SIDE

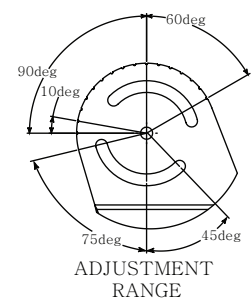


Double Vertical Yoke (ZLM2-YM) : 24.7 kg | 54.5 lbs - EPA: 0.18 m² / 1.90 ft²



ANGLE ADJUSTMENT

ANGLE INDICATOR NOTCHES



ORDERING INFORMATION

PROJECT NAME		TYPE
PROJECT LOCATION		
COMMENT		DATE
PREPARED BY		

MODEL SELECTOR

Sample Number: ZLM-50-W-GY-GN-AC-S

MODEL	COLOUR	OPTIC	FINISH	LOCATION	VOLTAGE	DIMMING
-	-	-	GY	GN	AC	-
ZLM ZLM2	50 - 5000K Special Order: 27 - 2700K ¹ 30 - 3000K ¹ 35 - 3500K ¹ 40 - 4000K ¹ 45 - 4500K ¹ 55 - 5500K ¹ 65 - 6500K ¹ High CRI options are available. Please contact for details. ¹	W - Wide 125° (No optic) Special Order: M - Medium 40° ¹ N - Narrow 21° A - 90° x 140° ¹ T2 - IESNA Type 2 ¹ F - Forward Throw ¹	GY - Grey	GN - General Location	AC - 120-277VAC	S - Standard D - 0-10V Dimming

ACCESSORIES (Order Separately)

Sample Number: ZLM-YM

ACCESSORY
ZLM-YM - Single Vertical Yoke ZLM2-YM - Double Vertical Yoke

CUSTOM OPTIONS

WIRING

Other wire lengths available in 30 cm (1 ft) increments.¹

NOTES:

1. Minimum order quantities, additional costs and lead times may apply.